




Allegro assai


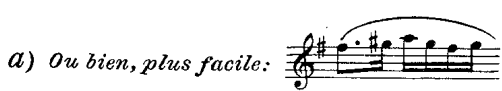
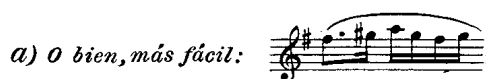
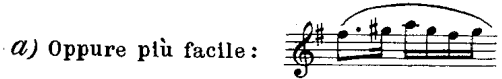
2.



marcato



poco stacc.



b) Vedi osservazione c) a pag. 45.
b) Voyez remarque c) à page 45.

b) Véase observación c) pag. 45.
b) See remark c) at page 45.

First system of a piano score. The right hand has a melody with slurs and fingerings (1, 2, 3, 4, 5). The left hand has a bass line with fingerings (1, 2, 1, 2, 1). The word *dolce* is written in both staves.

Second system of the piano score. The right hand continues the melodic line with slurs. The left hand has a steady bass line with fingerings (1, 2, 3).

Third system of the piano score. The right hand features a more complex melodic passage with slurs and fingerings (1, 2, 3, 4, 5). The left hand has a bass line with fingerings (1, 3). The dynamic markings *p.*, *cresc.*, and *f* are present.

Fourth system of the piano score. The right hand has a melodic line with slurs. The left hand has a bass line with fingerings (1, 2, 3).

Fifth system of the piano score. The right hand has a melodic line with slurs and fingerings (1, 2, 3, 4). The left hand has a bass line with fingerings (1, 2, 3, 4, 5). The dynamic markings *p* and *cresc.* are present.

Sixth system of the piano score, showing a short melodic fragment with fingerings (1, 3, 2) and a slur.

Seventh system of the piano score. The right hand has a melodic line with slurs and fingerings (1, 3, 2). The left hand has a bass line with fingerings (1, 2, 3, 4, 5). The dynamic marking *ff* is present.

Musical score system 1, featuring treble and bass staves. The treble staff begins with a 4-measure phrase and continues with a melodic line marked *f* and *p*. The bass staff provides harmonic support with chords and a few moving lines. Fingerings are indicated throughout.

Musical score system 2, continuing the piece. The treble staff features a melodic line with a *p* dynamic. The bass staff includes a section marked *SOLO* and continues with harmonic accompaniment. Fingerings and articulation marks are present.

Musical score system 3, showing a section marked *trium* and *marcato*. The treble staff has a melodic line with a *trium* marking. The bass staff features a rhythmic accompaniment with a *marcato* marking. Fingerings and articulation marks are present.

Musical score system 4, featuring a section marked *p* and *cresc.*. The treble staff has a melodic line with a *p* dynamic and a *cresc.* marking. The bass staff provides harmonic support. Fingerings and articulation marks are present.

Musical score system 5, concluding the page with a section marked *trium* and *f*. The treble staff features a melodic line with a *trium* marking and a *f* dynamic. The bass staff provides harmonic support. Fingerings and articulation marks are present.

4 5 4 3 4 4 2 4 4 2 1

p

3 1 2 3 4 1 2 3 4 1 2 3 4 1 2 3 4

p *f* *p*

2 5 3 1 2 3 1 2 3 1 2 3 1 2 3 1 2 3 1 2 3 4 5

p *cresc.* *f*

3 2 1 2 3 4 1 2 3 4 1 2 3 4

p

3 2 1 2 3 4 1 2 3 4 1 2 3 4 1 2 3 4

p cresc. *f*

3 2 1 2 3 4 1 2 3 4 1 2 3 4

tr *ff*

MINUETTO

Tempo di Minuetto Lento

p

poco stacc.

p

mf

tr

c)

a) Vedi la nota e) a pag. 3.
 a) Voyez la note e) à page 3.

b) Rileggi l'osservazione c) a pag. 45.
 b) Relisez la remarque c) à page 45.

c) Circa il modo di legare queste doppie note rileggi l'osservazione c) pag. 39.

c) Sur la façon de lier ces doubles notes, relisez la remarque c) à page 39.

a) Véase la nota e) pag. 3.
 a) See note e) at page 3.

b) Véase la observación c) pag. 45.
 b) Re-read remark c) at page 45.

c) Sobre el modo de ligar estas dobles notas, véase la observación c) pag. 39.

c) In regard to the mode of tying these double notes re-read the remark c) at page 39.

d)

mf *p* *poco stacc.*

p leggero *cresc:.....*

ten.

mf *f deciso* *Fine*

ten.

ã) Gli allievi che posseggono già un tecnicismo adeguato, preferiscano la seguente diteggiatura:



d) Les élèves qui possèdent déjà une technique suffisamment développée devront préférer le doigté suivant:



d) Los alumnos que poseen ya una técnica adecuada deben adoptar la siguiente digitación:



d) For the pupils who already possess an adequate technique the following fingering is to be preferred:



TRIO

The musical score for the Trio consists of five systems of piano and bass staves. The first system begins with a piano (*p*) dynamic and features a series of chords and single notes with fingerings 4, 2, 1, and 5. The second system includes a forte (*f e*) dynamic and a triplet in the bass line. The third system is marked *energico* and *f*, showing a change in tempo and dynamics. The fourth system is marked *dim.* and *p*, indicating a decrescendo and piano dynamic. The fifth system concludes with a *pp* dynamic and a final *f* dynamic. The piece ends with a double bar line and repeat dots.

D.C. Minuetto senza replica

e) Le note del primo accordo che possono legarsi perfettamente al secondo sono fa_{do} ; quindi, l'esecuzione è la seguente:

e) Les notes du premier accord qui peuvent se lier parfaitement au second sont fa_{do} ; par conséquent l'exécution sera la suivante

f) Per meglio legare si tenga appoggiato il pollice.
f) Pour mieux lier tenir le pouce appuyé.

e) Las notas del primer acorde que pueden ligarse perfectamente al segundo son fa_{do} . Por tanto la ejecución es la siguiente:

e) The notes of the first chord which can be tied perfectly with those of the second are f_{c} ; therefore the execution is the following:

f) Para ligar mejor manténgase apoyado el pulgar.
f) To tie better, hold down the thumb.